

FLUORESCENT LIGHTING

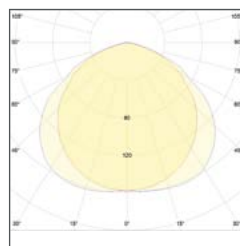
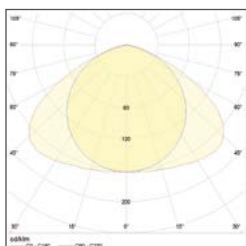
RMS-550.. Series - Zones 2 & 22 - Stainless steel AISI 304



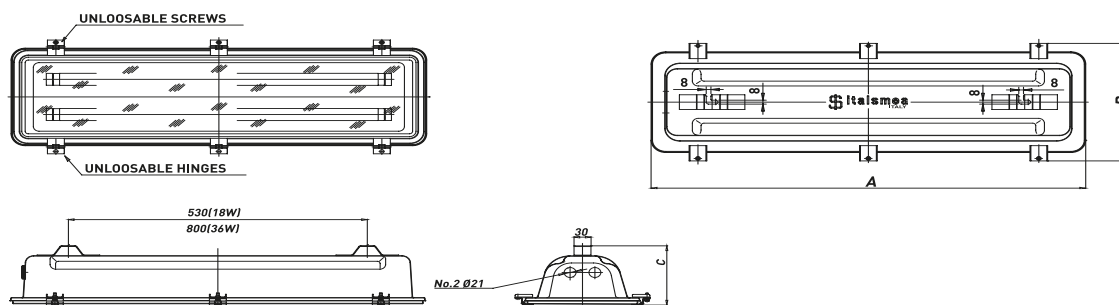
- RMS.. series lighting fixtures are suitable for ON and OFF-SHORE applications
- Both body and glass frame are made of AISI304 stainless steel and manufactured from a single sheet of steel with no invasive mounting holes, to minimize the risk of water ingress through the housing
- Design has been studied to allow operator working with free hands and no need to support any part of lighting fixture. One person can take care of start-up or maintenance without any aid and assistance
- RMS-550 Series is available also with Microswitch in order to facilitate maintenance operations
- Due to inorganic materials like stainless steel and glass, RMS.. series lighting fixtures are 95% recyclable.

TECHNICAL FEATURES

Material	AISI304 stainless steel, 0,8mm thickness and transparent part in tempered glass	
IP rating	IP65	
Ambient temperature range	-30°C to +60°C	
Approvals	ATEX: 01ATEX3002X EAC: RU C-IT.BH02.B.00616/20 (Not available for versions with Microswitch)	
Marking	II 3 G Ex nA II T5/T4 II 3 D Ex tD A22 T90°C/T100°C/T105°C	T5 up to +50°C T90°C up to +40°C; T100°C up to +50°C
Gaskets	Special cross-section tightness gasket, silicon rubber made (closed cell), located in housing channel between body and window frame.	
Entries	Body complete of two 21mm Ø through holes (on one side) for cable entry, one complete of metallic plug with M20 locknut and gasket and the other one with temporary plastic plug to prevent dust ingress.	
Included accessories	AISI304 Stainless steel external hardware and screws	
Lamps	RMS series lighting fixtures are suitable for two pins fluorescent lamps G13 socket Philips TL-D or equivalent (lamps excluded)	
Ballast	High frequency electronic ballast conforming with EN 60079 – 15 and IEC 60079 – 15	
Rated operation voltage (UE)	220-240 V	
Frequency	50-60 Hz	
Power factor	> 0,98Cos Ø	
Optional accessories	Pole mounting kit/Ceiling mounting kit/Suspension mounting kit/Wall mounting kit 3°- 4° through holes opposite side	
Emergency unit:	18W:	36W:
Operating time	90' at 19% of flux 120' at 12% of flux	90' at 17% of flux 120' at 10% of flux 180' at 11% of flux
Photometric light curves	1 lamp	2 lamps



Dimensions RMS-550



RMS-550 - Lighting fixtures for normal service

TYPE	CODE	POWER [W]	TEMP. CLASS	AMBIENT TEMPERATURE	DIMENSIONS [mm]			WEIGHT [Kg]
					A	B	C	
RMS-550-03/PNL	A020341810002	1X18	T4 - T105°C	-30 °C;+60 °C**	737	239	124	5,50
RMS-550-04/PNL	A020341810001	2X18	T4 - T105°C	-30 °C;+60 °C**	737	239	124	5,50
RMS-550-01/PNL	A020343610001	1X36	T4 - T105°C	-30 °C;+60 °C**	1347	239	124	10,50
RMS-550-02/PNL	A020343610002	2X36	T4 - T105°C	-30 °C;+60 °C**	1347	239	124	10,50
RMS-550-03/PNL - MS*	A020341810003	1X18	T4 - T105°C	-30 °C;+60 °C**	737	239	124	5,50
RMS-550-04/PNL - MS*	A020341810004	2X18	T4 - T105°C	-30 °C;+60 °C**	737	239	124	5,50
RMS-550-01/PNL - MS*	A020343610003	1X36	T4 - T105°C	-30 °C;+60 °C**	1347	239	124	10,50
RMS-550-02/PNL - MS*	A020343610004	2X36	T4 - T105°C	-30 °C;+60 °C**	1347	239	124	10,50

RMS-550 - Lighting fixtures for emergency permanent service

TYPE - PERMANENT	CODE	POWER [W]	TEMP. CLASS	AMBIENT TEMPERATURE	EMERGENCY DURATION	DIMENSIONS [mm]			WEIGHT [Kg]
						A	B	C	
RMS-550-03/PNL LE-P 90	A020441810001	1X18	T4 - T105°C	-30 °C;+60 °C**	90' - 19% of flux	737	239	124	9.50
RMS-550-03/PNL LE-P 120	A020441810003	1X18	T4 - T105°C	-30 °C;+60 °C**	120' - 12% of flux	737	239	124	10.50
RMS-550-04/PNL LE-P 90	A020441810002	2X18	T4 - T105°C	-30 °C;+60 °C**	90' - 19% of flux	737	239	124	9.50
RMS-550-04/PNL LE-P 120	A020441810004	2X18	T4 - T105°C	-30 °C;+60 °C**	120' - 12% of flux	737	239	124	10.50
RMS-550-01/PNL LE-P 90	A020443610001	1X36	T4 - T105°C	-30 °C;+60 °C**	90' - 17% of flux	1347	239	124	14.00
RMS-550-01/PNL LE-P 120	A020443610003	1X36	T4 - T105°C	-30 °C;+60 °C**	120' - 10% of flux	1347	239	124	15.00
RMS-550-01/PNL LE-P 180	A020443610004	1X36	T4 - T105°C	-30 °C;+60 °C**	180' - 11% of flux	1347	239	124	16.00
RMS-550-02/PNL LE-P 90	A020443610002	2X36	T4 - T105°C	-30 °C;+60 °C**	90' - 17% of flux	1347	239	124	14.00
RMS-550-02/PNL LE-P 120	A020443610005	2X36	T4 - T105°C	-30 °C;+60 °C**	120' - 10% of flux	1347	239	123	15.00
RMS-550-02/PNL LE-P 180	A020443610006	2X36	T4 - T105°C	-30 °C;+60 °C**	180' - 11% of flux	1347	239	123	16.00
RMS-550-03/PNL LE-P 90 - MS*	A020441810007	1X18	T4 - T105°C	-30 °C;+60 °C**	90' - 19% of flux	737	239	124	9.50
RMS-550-03/PNL LE-P 120 - MS*	A020441810008	1X18	T4 - T105°C	-30 °C;+60 °C**	120' - 12% of flux	737	239	124	10.50
RMS-550-04/PNL LE-P 90 - MS*	A020441810009	2X18	T4 - T105°C	-30 °C;+60 °C**	90' - 19% of flux	737	239	124	9.50
RMS-550-04/PNL LE-P 120 - MS*	A020441810010	2X18	T4 - T105°C	-30 °C;+60 °C**	120' - 12% of flux	737	239	124	10.50
RMS-550-01/PNL LE-P 90 - MS*	A020443610010	1X36	T4 - T105°C	-30 °C;+60 °C**	90' - 17% of flux	1347	239	124	14.00
RMS-550-01/PNL LE-P 120 - MS*	A020443610011	1X36	T4 - T105°C	-30 °C;+60 °C**	120' - 10% of flux	1347	239	124	15.00
RMS-550-01/PNL LE-P 180 - MS*	A020443610012	1X36	T4 - T105°C	-30 °C;+60 °C**	180' - 11% of flux	1347	239	124	16.00
RMS-550-02/PNL LE-P 90 - MS*	A020443610013	2X36	T4 - T105°C	-30 °C;+60 °C**	90' - 17% of flux	1347	239	124	14.00
RMS-550-02/PNL LE-P 120 - MS*	A020443610014	2X36	T4 - T105°C	-30 °C;+60 °C**	120' - 10% of flux	1347	239	124	15.00
RMS-550-02/PNL LE-P 180 - MS*	A020443610015	2X36	T4 - T105°C	-30 °C;+60 °C**	180' - 11% of flux	1347	239	124	16.00

RMS-550 - Lighting fixtures for emergency non-permanent service

TYPE - NON PERMANENT	CODE	POWER [W]	TEMP. CLASS	AMBIENT TEMPERATURE	EMERGENCY DURATION	DIMENSIONS [mm]			WEIGHT [Kg]
						A	B	C	
RMS-550-03/PNL LE-NP-90	A020441810005	1X18	T4 - T105°C	-30 °C;+60 °C**	90' - 19% of flux	737	239	124	9.50
RMS-550-03/PNL LE-NP 120	A020441810006	1X18	T4 - T105°C	-30 °C;+60 °C**	120' - 12% of flux	737	239	124	10.50
RMS-550-01/PNL LE-NP 90	A020443610007	1X36	T4 - T105°C	-30 °C;+60 °C**	90' - 17% of flux	1347	239	124	14.00
RMS-550-01/PNL LE-NP 120	A020443610008	1X36	T4 - T105°C	-30 °C;+60 °C**	120' - 10% of flux	1347	239	124	15.00
RMS-550-01/PNL LE-NP 180	A020443610009	1X36	T4 - T105°C	-30 °C;+60 °C**	180' - 11% of flux	1347	239	124	16.00
RMS-550-03/PNL LE-NP-90 - MS*	A020441810011	1X18	T4 - T105°C	-30 °C;+60 °C**	90' - 19% of flux	737	239	124	9.50
RMS-550-03/PNL LE-NP 120 - MS*	A020441810012	1X18	T4 - T105°C	-30 °C;+60 °C**	120' - 12% of flux	737	239	124	10.50
RMS-550-01/PNL LE-NP 90 - MS*	A020443610016	1X36	T4 - T105°C	-30 °C;+60 °C**	90' - 17% of flux	1347	239	124	14.00
RMS-550-01/PNL LE-NP 120 - MS*	A020443610017	1X36	T4 - T105°C	-30 °C;+60 °C**	120' - 10% of flux	1347	239	124	15.00
RMS-550-01/PNL LE-NP 180 - MS*	A020443610018	1X36	T4 - T105°C	-30 °C;+60 °C**	180' - 11% of flux	1347	239	124	16.00

*With Microswitch

** In case of max. amb. temp. reaches +50°C, Tclass T5/T100°C - In case of max. amb. temp. reaches +40°C, Tclass T5/T90°C